

Radiographic Tracings in IOPA and Occlusal Radiographs

Speaker- Dr. Hitarthi Kubavat

Date- 10-12-2022

IQAC REQUISITION FORM

From,
Department of Oral medicine and radiology
GDCH, Ahmedabad

To,
The IQAC head /co-coordinator
Government Dental College & Hospital. Ahmedabad


Subject: Permission for conducting Add-On program on
Radiographic tracings in IOPA and occlusal radiographs

Respected Madam/ Sir

We the department/s of Oral Medicine and Radiology has planned to conduct an Add-On Program on Radiographic tracings in IOPA and occlusal radiographs on 10th December 2022. Kindly grant permission for the same.

Thanking you.

Yours Sincerely



DATE: 10/12/2022

PLACE: Lecture Hall 2, GDCH, AHMEDABAD.



**GOVERNMENT DENTAL COLLEGE AND
HOSPITAL, AHMEDABAD**

No. DCH/Dean/ 147 /2022
Gov. Dental College and Hospital,
Ahmedabad -16
Date- 10-12-2022

CIRCULAR

An Add-on program on "Radiographic tracings in IOPA and Occlusal radiographs" for Third year BDS Students is organized by Department of Oral Medicine & Radiology in our institute.

Details are as follows.

Date- 10-12-2022
Venue- Lecture hall 3
Time- 11.00 am to 1.00 pm
Speaker- Dr Hitarthi Kubavat

IQAC Co-ordinator

Dean

**Govt. Dental College and Hospital
Ahmedabad**

Copy to:

- All Departments of GDCHA
- Student Section







ATTENDANCE SHEET - DATE: 10/12/2022

ADD ON PROGRAM ON RADIOGRAPHIC TRACINGS IN IOPA & OCCLUSAL
RADIOGRAPHS (3RD YEAR BDS STUDENTS)



Sr. No.	Name	Designation	Department	Signature
1	Shashank S. Mishra	3 rd Y.	OMR	Shashank
2	JAY SHUKLA	3 rd Yr	OMR	
3	Nimmit Jain	3 rd Yr	OMR	Nimmit
4	Yash Rajput	3 rd Yr	OMR	Rajput
5	Bajaj Fakira	3 rd Yr	OMR	Bajaj
6	Deepak Rawat	3 rd Yr	OMR	Rawat
7	SHASHANK MISHRA	3 rd Yr	OMR	
8	FICHAZIYA NARBHAY	3 rd Yr	OMR	
9	RAR RIYA PATEL	3 rd Yr	OMR	
10	JAHNAVI SHAI	3 rd Yr	OMR	Shai
11	Riddhi Nudhwani	3 rd Yr	OMR	Riddhi
12	Sakshi Rao	3 rd Yr	OMR	Rao
13	Bansari Shashi	3 rd Yr	OMR	Bansari
14	Aryati Patel	3 rd Yr	OMR	Patel
15	MARMIK KACHHARA	3 rd Yr	OMR	Marmik



ATTENDANCE SHEET - DATE: 10/12/2022

ADD ON PROGRAM ON RADIOGRAPHIC TRACINGS IN IOPA & OCCLUSAL
RADIOGRAPHS (3RD YEAR BDS STUDENTS)



Sr. No.	Name	Designation	Department	Signature
1	Poojapati Mitai	3 rd yr	OMR	<u>Poojapati</u>
2	Patel Jai	3 rd yr	OMR	<u>Jai</u>
3.	Patel Kanya J.	3 rd yr	OMR	<u>Kanya</u>
4.	Rana Poincy G.	3 rd yr	OMR	<u>Rana</u>
5.	Khesadiya Mantry J.	3 rd yr	OMR	<u>Mantry</u>
6.	Joshi Dhyani K.	3 rd yr	OMR	<u>Joshi</u>
7.	Dinal Gosai	3 rd yr	OMR	<u>Dinal</u>
8.	SRISHTI GAUTAM	3 rd yr	OMR	<u>Srishti</u>
9.	Priya Sonigra	3 rd yr	OMR	<u>Priya</u>
10.	Parth Triva	3 rd yr	OMR	<u>Parth</u>
11.	Vinay Bhojani	3 rd yr	OMR	<u>Vinay</u>
12.	Mayank Balakriya	3 rd yr	OMR	<u>Mayank</u>
13.	Dharmi Thakkar	3 rd yr	OMR	<u>Dharmi</u>
14.	Swati Goyal	3 rd yr	OMR	<u>Swati</u>
15.	Shraddha Rajapati	3 rd yr	OMR	<u>Shraddha</u>



ATTENDANCE SHEET - DATE: 10/12/2022

ADD ON PROGRAM ON RADIOGRAPHIC TRACINGS IN IOPA & OCCLUSAL
RADIOGRAPHS (3RD YEAR BDS STUDENTS)



Sr. No.	Name	Designation	Department	Signature
1.	Jainy Sutariya.	3 rd year	OMR	
2.	Payal Panchal.	3 rd ys	OMR	
3.	Rishita Shukla	3 rd ys	OMR	
4.	Soumak Banerjee	3 rd yr	OMR	
5.	Ridhi Malviya	3 rd yr	OMR	
6.	Shreya Singhal	3 rd yr	OMR	
7.	Zainab Langarwala	3 rd yr	OMR	
8.	Alisha Dangarwala	3 rd yr	OMR	
9.	Abhishek Bhandari	3 rd yr	OMR	
10.	Manvi Rathod.	3 rd yr	OMR	
11.	Hitesha Savsani.	3 rd yr	OMR	
12.	Rucha Shukla	3 rd yr	OMR	
13.	Veer Thaker	3 rd year	OMR	
14.	Deepthi Kishwakarma	3 rd yr	OMR	
15.	Anam Aera	3 rd year	OMR	
16.	Krishna Golud	3 rd year	OMR	
17.	Vishny Buss	3 rd year	OMR.	



ATTENDANCE SHEET - DATE: 10/12/2022

ADD ON PROGRAM ON RADIOGRAPHIC TRACINGS IN IOPA & OCCLUSAL
RADIOGRAPHS (3rd YEAR BDS STUDENTS)



Sr. No.	Name	Designation	Department	Signature
1	Kevin Suhagija	(3 rd yr)	OMR	
2	Prakash Boliya	3 rd year	OMR	
3	Rohit saxathiya	3 rd year	OMR	
4	Akhilesh Rungani	3 rd year	OMR	
5	Johan Bhai	3 rd year	OMR	
6	Zeel Chavda	3 rd year	OMR	
7	Devanshi Bilawal	3 rd year	OMR	D.N Bilawal
8	Khushi Desai	3 rd year	OMR	
9	Suhani Parmar	3 rd year	OMR	
10	Priyadarshi Richa	3 rd year	OMR	
11	Chandreshkhan garg	3 rd year	OMR	
12	Rishita chaturm	3 rd year	OMR	
13	Jaydeep Kalasaniya	3 rd year	OMR	
14	Dhruv Dumar	3 rd year	OMR	
15	Karan Jangir	3 rd year	OMR	
16	Jay Jayani	3 rd year	OMR	



ATTENDANCE SHEET - DATE: 10/12/2022

ADD ON PROGRAM ON RADIOGRAPHIC TRACINGS IN (PA & OCCLUSAL RADIOGRAPHS (2ND YEAR BDS STUDENTS)



Sr. No.	Name	Designation	Department	Signature
	SRIHITI GAUTAM	3		
	Pritya Sonigra			
1	Mitasha Dighe	3 rd year	OMR	
2	Khushi Mada	3 rd year	OMR	
3	Kanisha Jansari	3 rd year	OMR	
4	Pratika Vegda.	3 rd year	OMR	
5	Munshu kudumoni	3 rd year	OMR	
6	Payal Katarija	3 rd year	OMR	
7	Hinal Chaudhari	3 rd year	OMR	
8	Ayushi Hansora	3 rd year	OMR	
9	Divya Kharsadi	3 rd year	OMR	
10	Bhavni Vasav	3 rd year	OMR	
11	Diksha S. Pareji	3 rd year	OMR	
12	Deesha J. Pipaliya	3 rd year	OMR	
13	Zeel sodadiwala	3 rd year	OMR	
14	Stuti Parmar	3 rd year	OMR	
15	Lidhi S. Chauhan	3 rd year	OMR	
16	Kaerima Virani	3 rd year	OMR	
17	Vaideli medi	3 rd year	OMR	
18	Teel R. Patel	3 rd year	OMR	
19	Nandani. Sengar	3 rd year	OMR	


- 20 Rajvee Pandya Rajvee Pandya
- 21 Disha Patel Disha Patel
- 22 Heli Gandhi Heli Gandhi
- 23 Fanny Prajapati Fanny Prajapati
- 24 Devanshi Patel Devanshi Patel
- 25 Aditya Bhairav Aditya Bhairav
- 26 Dev Shah Dev Shah
- 27 Het Thakkar Het Thakkar
- 28 Urooj Patel Urooj Patel
- 29 Dhyani Joshi Dhyani Joshi
- 30 Maitry Kheradiya M.I.K
- 31 Pooja Rama Pooja Rama

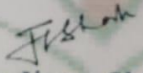
**GOVT DENTAL COLLEGE AND HOSPITAL,
AHMEDABAD**

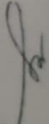
Certificate Of participation

Presented to

for successfully attending the ADD ON COURSE on
Radiographic Tracings in IOPA and Occlusal Radiographs for 3rd Year BDS
Students Conducted By
Department of Oral Medicine and Radiology
on 10th December 2022


Dr Girish Parmar
Dean, GDCH


Dr Jigna Shah
Professor & Head
Oral Medicine and Radiology, GDCH


Dr Shilpa Parikh
Professor,
Oral Medicine and Radiology,
GDCH

COURSE FEEDBACK FORM

COURSE: Radiographic tracings in JOPA & occlusal radiographs

INSTRUCTOR: Dr. Hitantji Kubawat

DATE: 10/12/2022

PLEASE TICK YOUR RESPONSE

	EXCELLENT	GOOD	AVERAGE	POOR
1. RATE THE COURSE	<input type="checkbox"/>	<input checked="" type="checkbox"/>	<input type="checkbox"/>	<input type="checkbox"/>
2. HOW WAS THE CONTENT?	<input type="checkbox"/>	<input checked="" type="checkbox"/>	<input type="checkbox"/>	<input type="checkbox"/>
3. INSTRUCTOR'S EFFICIENCY IN TEACHING	<input checked="" type="checkbox"/>	<input type="checkbox"/>	<input type="checkbox"/>	<input type="checkbox"/>
4. HOW WAS THE COURSE ORGANIZATION?	<input checked="" type="checkbox"/>	<input type="checkbox"/>	<input type="checkbox"/>	<input type="checkbox"/>
5. HANDS ON TEACHING?	<input type="checkbox"/>	<input checked="" type="checkbox"/>	<input type="checkbox"/>	<input type="checkbox"/>

ADDITIONAL COMMENTS _____

NAME AND SIGN OF FACULTY/STUDENT (Optional)

Hitantji Kubawat

COURSE FEEDBACK FORM

COURSE: Radiographic Tracings in IOPA & occlusal radiographs

INSTRUCTOR: Dr. Hitarthi Kubawat

DATE: 10/12/2022

PLEASE TICK YOUR RESPONSE

	EXCELLENT	GOOD	AVERAGE	POOR
1. RATE THE COURSE	<input checked="" type="checkbox"/>	<input type="checkbox"/>	<input type="checkbox"/>	<input type="checkbox"/>
2. HOW WAS THE CONTENT?	<input type="checkbox"/>	<input checked="" type="checkbox"/>	<input type="checkbox"/>	<input type="checkbox"/>
3. INSTRUCTOR'S EFFICIENCY IN TEACHING	<input type="checkbox"/>	<input checked="" type="checkbox"/>	<input type="checkbox"/>	<input type="checkbox"/>
4. HOW WAS THE COURSE ORGANIZATION?	<input checked="" type="checkbox"/>	<input type="checkbox"/>	<input type="checkbox"/>	<input type="checkbox"/>
5. HANDS ON TEACHING?	<input checked="" type="checkbox"/>	<input type="checkbox"/>	<input type="checkbox"/>	<input type="checkbox"/>

ADDITIONAL COMMENTS _____

NAME AND SIGN OF FACULTY/STUDENT (Optional) HS Kubawat



**GOVERNMENT DENTAL COLLEGE AND
HOSPITAL, AHMEDABAD**


Date: 10/12/2022

REPORT OF EVENT

“Radiographic Tracings in IOPA and Occlusal Radiographs”

An add-on program on Radiographic Tracings in IOPA and Occlusal Radiographs was conducted for final year students by oral medicine and radiology department in Government dental college and hospital on 10/12/2022 which was attended by 94 students.

Radiographs are extensively used for investigative purpose. It is used to treat patients by recording images of the internal structures of the body to assess absence or presence of disease, foreign objects or anomaly. To find the abnormal, it is important to know normal anatomy of body structures. Third BDS students were educated well about radiographic tracing by Dr. Hitarthi Kubavat.


Professor & Head
Oral Diagnosis and Radiology Dept
Govt. Dental College & Hospital
Ahmedabad-16,