

BEST PRACTICE-1

TITLE- Student Reinforcement By Upgradation Of Learning Methods In Anatomy By Making 3d Models/Charts And Seminars By First Year Students .

OBJECTIVE OF THE PRACTICE:

1. Enhancing ability to learn the subjects and concept by psychomotor training
2. Encouraging students active participation in learning method instead of engaging in traditional academic methods

CONTEXT:

- As a part of innovative teaching practices and improving the 3 dimensional ideology of Anatomy subject among students, Department of Anatomy adapted the activity of preparing and presenting Anatomical 3D models/charts for first year BDS students for the academic year on 26th sep 2022

PRACTICE:

- 1. Enhancing ability to learn the subjects and concept by psychomotor training**
 - All the 125 students of first BDS were allotted the topic for chart and model making. Topic allotment is on the basis of two different categories. one compulsory group which was divided according to roll number. Other group is voluntary one where voluntary student participation is also accepted.
 - Topic were explained thoroughly to generate ideas among students to formulate the basis for making models and charts
 - Each students were given a particular task for making model or charts such as drawing the diagram, material identifying and molding material in proper shape as well as coloring and submission dates were 30th august 22 for roll number group and 20th September 22 for individual group
- 2. Encouraging students active participation in learning method**
 - For active involvement of students, exhibition of the models and charts was organized and judges were invited to encourage the students success
 - All the faculties of GDCH invited to exhibition and presentation of models given by students
 - Judges were given the mark sheets for grading. first prize given to optic pathway , 2nd to pharyngeal arches and 3rd was given to maxillary nerve
 - Prize distribution was done and participant facilitated by certificates

EVIDENCE OF SUCCESS

- Improved confidence and presentation skill of students
- Decreased fear of interaction between student-student and student- faculty.
- Manufacturing 3d model generate the newer innovative thoughts for students and improving their psychomotor skill to operate that model in real life situations

List of groups

DEPARTMENT OF GENERAL ANATOMY

3D WORKING/NON-WORKING MODEL MAKING ACTIVITIES

No.	Topic	Roll no.
1	Scalp	1-7
2	Facial muscles	8-14
3	Nerve supply of face	15-21
4	Blood supply of face	22-28
5	Buccinator	29-35
6	Orbicularis oculi and oris	36-42
7	Deep cervical fascia	43-49
8	Anterior triangle	50-56
9	Posterior triangle	57-63
10	Sub-occipital triangle	64-70
11	Parotid gland	71-77
12	Infra-temporal fossa	78-84
13	Muscles of mastication	85-91
14	Maxillary artery	92-98
15	Sterno cleido mastoid Muscle	99-105
16	Infra-hyoid muscles	106-112
17	Supra-hyoid muscles	113-119
18	External carotid artery	120-126

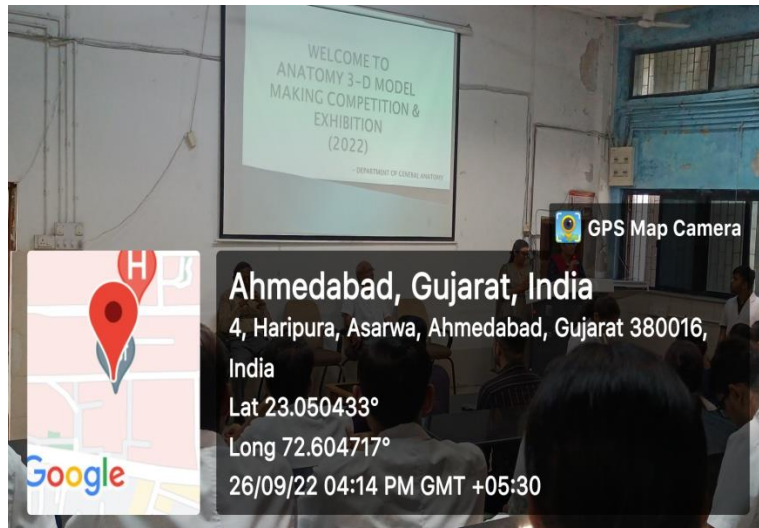
SUBMISSION DATE- 30-08-2022(Roll no. wise group)

DEPARTMENT OF GENERAL ANATOMY

No	Topic	Roll no
1	Mandibular nerve	8,11,25,27,46,59,101
2	Facial nerve	33,36,58,75,68,117,121
3	Maxillary nerve	86,91,100,110,114,116,118
4	Ophthalmic nerve	20,32,45,52,63,84,94
5	Optic pathway	74,88,23,50,49,28,19
6	Fold of dura matter	73,79,93,98,99,105,109
7	Orbit	4,5,24,54,30,57,62
8	T.M. Joint	41,44,53,76,82,41,55,124
9	Pharynx	1,22,29,38,48,104,112
10	Larynx	15,35,51,66,100,115,119,67
11	Lateral wall of nose, with paranasal air sinuses	3,7,17,18,21,70,77
12	Tounge	26,43,50,96,120,126,9
13	Soft palate	12,103,113,37,125,42,2
14	Submandibular gland	14,65,81,90,95,108,122
15	Pterygo-palatine fossa	55,60,64,67,83
18	Pharyngeal arches	13,78,83,89,102,107,60

**3D WORKING/NON-WORKING MODEL MAKING ACTIVITIES
SUBMISSION DATE- 20-09-2022 (Voluntary group)**

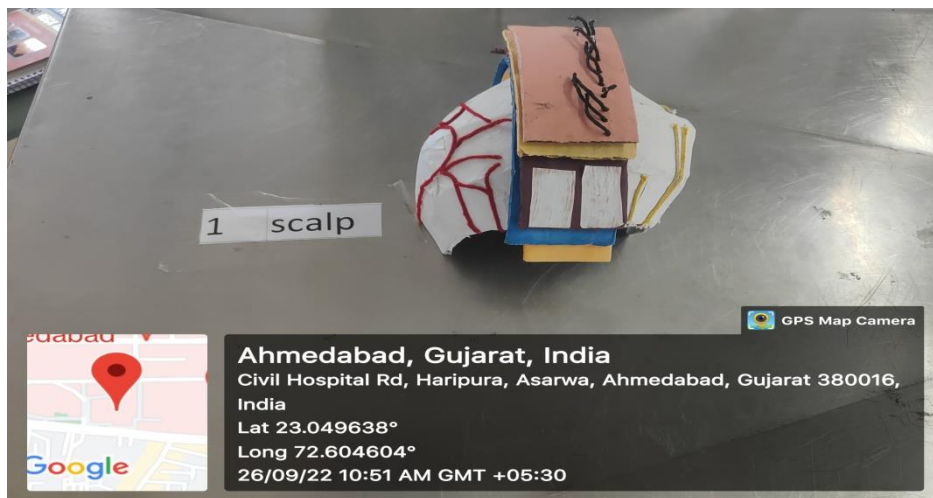
EXHIBITION IN ANATOMY DEPARTMENT




STUDENTS PRESENTATION ON MODELS



3D MODELS SCALP



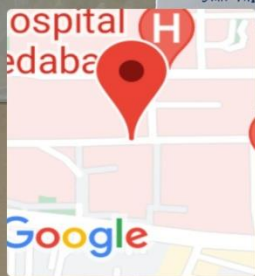

3D MODEL OF STERNOCLEIDOMASTOID MUSCLE



Ahmedabad, Gujarat, India
 4, Haripura, Asarwa, Ahmedabad, Gujarat 380016,
 India
 Lat 23.050656°
 Long 72.604623°
 26/09/22 10:57 AM GMT +05:30

GPS Map Camera


2D MODEL CUM CHART OF MAXILLARY NERVE [3RD PRIZE]



Ahmedabad, Gujarat, India
 4, Haripura, Asarwa, Ahmedabad, Gujarat 380016,
 India
 Lat 23.050499°
 Long 72.604694°
 26/09/22 11:04 AM GMT +05:30

GPS Map Camera

3D MODEL OF OPTIC PATHWAYS [1ST PRICE]



3D MODEL OF EYEBALL



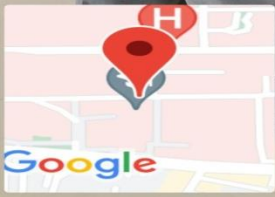
FACULTY VISITING EXHIBITION



GPS Map Camera
Ahmedabad, Gujarat, India
4, Haripura, Asarwa, Ahmedabad, Gujarat
380016, India

JUDGES INTERROGATION

26/09/22 12:26 PM GMT +05:30



GPS Map Camera
Ahmedabad, Gujarat, India
4, Haripura, Asarwa, Ahmedabad, Gujarat
380016, India
Lat 23.050502°
Long 72.604818°
26/09/22 12:41 PM GMT +05:30

JUDGES DISCUSSION ON WINNERS



STUDENTS ENCOURAGEMENT BY PRIZE DISTRIBUTION AND CERTIFICATION



MARKSHEET GIVEN TO JUDGES

3D MODEL MAKING COMPETITION		Muscle (10)	Remark (20)
Sl. No.	Topic	MARKS	REMARKS
1	scalp	6	5
2	Facial muscles	7	5
3	Buccinators	6	5
4	Orbicularis Oris, Occulli	5	6
5	Nerve supply of face	6	6
6	Blood supply of face	6	6
7	Deep cervical fascia	7	7
8	sternocleidomastoid	7	6
9	Infrahyoid muscles	6	6
10	Supra hyoid muscles	6	7
11	Anterior traingle	5	6
12	Posterior traingle	5	6
13	Suboccipital triangle	5	6
14	Sub mandibular gland	6	5
15	Parotid gland	6	7
16	Mastication muscles	7	5
17	Infra temporal fossa	6	7
18	Fold of dura matter	8	5
19	Cavernous sinus	7	6
20	T M joint	6	5
21	External carotid artery	7	6
22	Maxillary artery	7	6
23	Orbit	7	6
24	Optic pathway	8	7
25	Ophthalmic nerve	5	5
26	Maxillary nerve	8	7
27	Mandibular nerve	8	6
28	Facial nerve	7	6
29	Larynx	7	6
30	Pharynx	6	6
31	Tounge	6	7
32	Soft palate	7	5
33	Pharyngeal arch	8	7
34	Paranasal air sinus	6	6
35	Lateral wall of nose	5	5

PROFORMA OF CERTIFICATE FOR STUDENT ENCOURAGEMENT



BEST PRACTICES-2

TITLE: CLINICAL SKILL UPLIFTMENT PROGRAMS

1. The Comprehensive clinic
2. Peripheral posting of Interns

OBJECTIVE:

To bring out the best clinical abilities of the students and to practically apply their academic knowledge acquired in the BDS course

To be able to independently manage and execute good clinical dental practice

CONTEXT:

To be able to receive a first-hand experience of complete diagnosis and devise comprehensive treatment plan independently.

THE PRACTICE:

1. Comprehensive clinic

- GDCHA runs a comprehensive clinic since 2019, where in a student gets first-hand experience of patients' all dental problems, devises a treatment plan and executes treatment requiring expertise from all specialties of dentistry, thus mimicking a student's experience of private dental practice.
- 2 interns posted in the oral pathology department are posted in the comprehensive clinic on a weekly basis.

2. Peripheral posting of intern students

- Intern students are given compulsory 2 month posting in and nearby peripheral areas in govt. medical colleges/hospitals having dental department. They can opt amongst the various rural areas for their posting and serve the rural masses.
- Thereby, they get an opportunity to understand the prevalence of dental diseases in rural population and also establishes a virtue of social service.

EVIDENCE OF SUCCESS:

1. Comprehensive clinic

No. of patients treated in Comprehensive clinic by interns													
YEAR	MONTH												
	JAN	FEB	MAR	APR	MAY	JUNE	JULY	AUG	SEPT	OCT	NOV	DEC	TOTAL
2023	68	88	57	108	67	67	141	90					
2022	86	61	47	30	43	49	72	70	183	97	64	55	

- As it is evident from the above statistical data, interns have been treating the patients regularly at the comprehensive clinic performing procedures related to all branches of dentistry, boosting their confidence for handling future general dental practice

2. Peripheral posting of intern students

(Photos of the rotation of the students)

All these peripheral postings have been an added advantage to the rural patients and also enriching the clinical skills of the interns.

PROBLEMS ENCOUNTERED

1. Sanctioning of the funds for the same
2. Added responsibility on the assigned faculties to run the Comprehensive clinic and maintain registers and record of patients treated.


BEST PRACTICE-2

CLINICAL SKILL UPLIFTMENT PROGRAMS

COMPREHENSIVE CLINIC PHOTOS



Comprehensive clinic patient registers:



No. of patients treated in Comprehensive clinic by interns													
YEAR	MONTH												
	JAN	FEB	MAR	APR	MAY	JUNE	JULY	AUG	SEPT	OCT	NOV	DEC	TOTAL
2023	68	88	57	108	67	67	141	90					
2022	86	61	47	30	43	49	72	70	183	97	64	55	

PERIPHERAL POSTING OF STUDENTS

Photo of muster of allotment of periphery

2022-2023

GOVT. DENTAL COLLEGE & HOSPITAL, AHMEDABAD						
ONE YEAR COMPULSORY ROTATING INTERNSHIP PROGRAMME FROM 27-10-2020 26-10-2021 01-01-2022 To 30-10-2021 30-10-2022						
Sr.No.	NAME of Internees	01-01-22 to 28-02-22	01-03-22 to 30-04-22	01-05-22 to 30-06-22	01-07-22 to 31-08-22	01-09-22 to 30-10-22
1	AKRATI OJHA	EENDO/PEDO	ORTHO/PERIO	Gandhinagar	OD/PCD	OP/PROSTHO
2	AMIN PRIYA	DO	DO	OP/PROSTHO	DO	BARODA
3	AMISH LOMESH SHROFF	DO	BARODA	DO	DO	ORTHO/PERIO
4	ANAGHA BHALE	DO	ORTHO/PERIO	GANDHINAGAR	DO	OP/PROSTHO
5	ANJALI RAJUBHAI ZALA	DO	RAJKOT	OP/PROSTHO	DO	ORTHO/PERIO
6	ANUKRUTI	DO	GANDHINAGAR	DO	DO	ORTHO/PERIO
7	AYAN DUTTA	DO	ORTHO/PERIO	GANDHINAGAR	DO	OP/PROSTHO
8	BALADANIYA YAGNIK JADAVBHAI	DO	DO	OP/PROSTHO	BARODA	OD/PCD
9	BALDANIYA NAVAL	DO	DO	DO	BARODA	OD/PCD
10	BHAVNA KUMARI	DO	DO	DO	BARODA	OD/PCD
11	BHINWA RAM	DO	DO	DO	GANDHINAGAR	OD/PCD
12	CHAUDHARI ZIPAL BACHUBHAI	BARODA	DO	DO	OD/PCD	ENDO/PEDO
13	CHAUDHARY DRASHTIBEN	GANDHINAGAR	DO	DO	DO	ENDO/PEDO
14	CHAVDA DOLLY GOPALDAS	GANDHINAGAR	DO	DO	DO	ENDO/PEDO
15	CHOWDHARY MEGHA	DO	GANDHINAGAR	DO	DO	ORTHO/PERIO
16	DESAI DHWANIBEN	DO	ORTHO/PERIO	PATAN	DO	OP/PROSTHO
17	DESAI KHUSHBU VINODBHAI	BARODA	DO	OP/PROSTHO	DO	ENDO/PEDO
18	DESHRAJ SHARMA	GANDHINAGAR	OP/PROSTHO	OD/PCD	OS	ORTHO/PERIO
19	DHIRAJ SHYAMLAL VISHWAKARMA	BARODA	DO	DO	DO	ORTHO/PERIO
20	DHOLARIYA RUSHITABEN GOKALBHAI	BARODA	DO	DO	DO	ORTHO/PERIO
21	DHUMAL KHUSHALI DIPAK	ORTHO/PERIO	DO	DO	GANDHINAGAR	OS
22	DIRGHAM AMBRISH MANIAR	DO	DO	DO	OS	VALSAD
23	DRASHTIBEN MANOJKUMAR PARMAR	GANDHINAGAR	DO	DO	DO	ORTHO/PERIO
24	FATIMA QUTUB PITOLWALA	ORTHO/PERIO	BARODA	DO	DO	OP/PROSTHO
25	GANDHI BHAKTI DIVYANGBHAI	DO	GANDHINAGAR	DO	DO	OP/PROSTHO
26	GURAJAPU A S SIRI	DO	GANDHINAGAR	DO	DO	OP/PROSTHO
27	JAHNAVI DHARMENDRA MAVANI	DO	OP/PROSTHO	DO	DO	GANDHINAGAR
28	JALODARA BHAUTIK ARVINDBHAI	DO	DO	GANDHINAGAR	DO	OD/PCD
29	JYOTSNA SHARMA	DO	DO	GANDHINAGAR	DO	OD/PCD
30	KATARIYA CHHAYABEN	DO	DO	OD/PCD	DO	BARODA
31	KOMAL SHEKHAWAT	DO	DO	GANDHINAGAR	DO	OD/PCD
32	KUPERKAR VEERAJKUMAR	DO	DO	GANDHINAGAR	DO	OD/PCD
33	LOPAMUDRA DEY	DO	BARODA	OD/PCD	DO	OP/PROSTHO
34	MACHCHHAR RAHUL MANOJBHAI	DO	OP/PROSTHO	DO	DO	RAJKOT

Sr.No.	NAME of Internees	01-01-22 to 28-02-22	01-03-22 to 30-04-22	01-05-22 to 30-06-22	01-07-22 to 31-08-22	01-09-22 to 30-10-22
35	MAITRI SHAH	OP/PROSTHO	OD/PCD	BARODA	ENDO/PEDO	OS
36	MANSI CHETAN KUMAR DHIRAN	DO	DO	BARODA	DO	OS
37	MANSI JAYESHKUMAR PATEL	DO	DO	BARODA	DO	OS
38	MANUSHI SHAH	DO	DO	GANDHINAGAR	DO	OS
39	MAULI GAURANG KUMAR BHATT	DO	DO	OS	DO	GANDHINAGAR
40	MAYUR GOPLANI	DO	DO	DO	DO	GANDHINAGAR
41	MEGHANI TWINKLE	BARODA	DO	DO	DO	OP/PROSTHO
42	PADVI ABHAYKUMAR	OP/PROSTHO	GANDHINAGAR	DO	DO	OD/PCD
43	PAMECHA TANISHKA PRAKASH	DO	OD/PCD	DO	DO	GANDHINAGAR
44	PANCHAL PRARTHNA VASUDEV	DO	DO	DO	DO	BARODA
45	PANDOR KRUNALI	BARODA	DO	DO	DO	OP/PROSTHO
46	PARMAR BHAMATI ALPESH	OP/PROSTHO	DO	DO	GANDHINAGAR	ENDO/PEDO
47	PATEL KRUPALI NAREDRABHAI	BARODA	DO	DO	ENDO/PEDO	OP/PROSTHO
48	PATEL PRITESHKUMAR CHANDRAKANT	OP/PROSTHO	NAVSARI	DO	DO	OD/PCD
49	PATEL SHAILEE DIPAKKUMAR	DO	OD/PCD	DO	BARODA	ENDO/PEDO
50	POKIYA SHREYA RASIKBHAI	DO	GANDHINAGAR	DO	ENDO/PEDO	OD/PCD
51	PRACHI PATEL	GANDHINAGAR	OD/PCD	DO	DO	OP/PROSTHO
52	PRAJAPATI KAVITA DINESHBHAI	GANDHINAGAR	OS	ENDO/PEDO	ORTHO/PERIO	OD/PCD
53	PRAJAPATI NANCY	OD/PCD	DO	BARODA	DO	ENDO/PEDO
54	RAI SWETA ROHINIKUMAR	DO	DO	ENDO/PEDO	GANDHINAGAR	ORTHO/PERIO
55	RAJVANSH RAJVI	DO	GANDHINAGAR	DO	ORTHO/PERIO	OS
56	RANA VIDHI	DO	GANDHINAGAR	DO	DO	OS
57	RATHOD LIPSA	DO	GANDHINAGAR	DO	DO	OS
58	RATHOD SANTOSHKUMAR MANUBHAI	DO	OS	DO	BARODA	ORTHO/PERIO
59	RATHWA PRAVINABEN NAVSING	DO	DO	DO	BARODA	ORTHO/PERIO
60	RIA RANGWANI KAMLESH	DO	DO	DO	GANDHINAGAR	ORTHO/PERIO
61	RUKAIYA BURHAN KUTERWADLIWALA	DO	DO	DO	ORTHO/PERIO	GANDHINAGAR
62	RUTVI KOTHWALA	DO	DO	DO	DO	GANDHINAGAR
63	SHACHI DEVENDRA PATEL	VALSAD	DO	DO	DO	OD/PCD
64	SHAH KAVAN	OD/PCD	DO	BARODA	DO	ENDO/PEDO
65	SHAH SHIVANI	DO	DO	ENDO/PEDO	DO	BARODA
66	SHERON RUMI JOKHI	DO	DO	DO	DO	GANDHINAGAR
67	SHRESTH DAXESHBHAI SHAH	DO	DO	BARODA	DO	ENDO/PEDO
68	SHRIHARI ESWARAMOORTHY IYER	DO	DO	BARODA	DO	ENDO/PEDO

Sr.No.	NAME of Internees	01-01-22 to 28-02-22	01-03-22 to 30-04-22	01-05-22 to 30-06-22	01-07-22 to 31-08-22	01-09-22 to 30-10-22
69	SHUBHAM SATISH SRIVASTAV	OS	ENDO/PEDO	SURAT	OP/PROSTHO	ORTHO/PERIO
70	SINGH ADITYA ARUNKUMAR	DO	GANDHINAGAR	ORTHO/PERIO	DO	ENDO/PEDO
71	SINGH SEEMAKUMARI SUBHAS	DO	ENDO/PEDO	DO	GANDHINAGAR	OP/PROSTHO
72	SISARA GAUTAM SURESHBHAI	DO	DO	DO	OP/PROSTHO	SURAT
73	SOMVANSHI ISHA	DO	DO	BARODA	DO	ORTHO/PERIO
74	SRUSHTI SURESH LIMBACHIYA	DO	PATAN	ORTHO/PERIO	DO	ENDO/PEDO
75	SWETA KUMARI	DO	ENDO/PEDO	DO	GANDHINAGAR	OP/PROSTHO
76	THAKKAR MEHAL NILESHBHAI	DO	SURENDRANAGAR	DO	OP/PROSTHO	ENDO/PEDO
77	TRIVEDI SHUBHAM PRASHANT	DO	ENDO/PEDO	DO	DO	GANDHINAGAR
78	UNNATI HITESHKUMAR PARMAR	DO	DO	DO	BARODA	OP/PROSTHO
79	URJITA MAHESH VINCHURKAR	DO	DO	SURAT	OP/PROSTHO	ORTHO/PERIO
80	VAISHNAVI GOSWAMI	BARODA	DO	ORTHO/PERIO	DO	OS
81	VAJA TEJAS	OS	DO	DO	DO	GANDHINAGAR
82	YADAV JAGRUTI ANILKUMAR	DO	DO	BARODA	DO	ORTHO/PERIO
83	DOSHI VANDAN	DO	DO	ORTHO/PERIO	GANDHINAGAR	OP/PROSTHO
84	RANA TANVI	DO	PATAN	DO	OP/PROSTHO	ENDO/PEDO

NO.DCH/SS/ 5258-92 /2021

GOVT.DENTAL COLLEGE & HOSPITAL

AHMEDABAD 16.

Date: 12/12/2021


Dean

Govt.Dental college & Hospital
Ahmedabad

