

BEST PRACTICE-1

TITLE- Student Reinforcement By Upgradation Of Learning Methods In Anatomy By Making 3d Models/Charts And Seminars By First Year BDS Students .

OBJECTIVE OF THE PRACTICE:

1. Enhancing ability to learn the subjects and concept by psychomotor training
2. Encouraging students active participation in learning method instead of engaging in traditional academic methods

CONTEXT:

- As a part of innovative teaching practices and improving the 3 dimensional ideology of Anatomy subject among students, Department of Anatomy adapted the activity of preparing and presenting Anatomical 3D models/charts for first year BDS students for the each academic year

PRACTICE:

- 1. Enhancing ability to learn the subjects and concept by psychomotor training**
 - All 126 students of first year BDS are invited to take part in 2D and 3D model making competition by instructing them during academic session
 - All students are instructed to make voluntary group for ease of participation and collaboration
 - Total 15 groups were identified for the allotment of topic for model making.
 - Topics were allotted 1 month prior and in such a way that it would cover all the topics related to academic importance
 - Topic were explained thoroughly to generate ideas among students to formulate the basis for making 2D & 3D models
 - Each students were given a particular task for making model or charts such as drawing, material identifying and molding material in proper shape as well as coloring and presenting.
 - Model submission date was 15th July 2024.
- 2. Encouraging students active participation in learning method**
 - For active involvement of students, on the day of submission 15th July 2024 general viva session was planned in which students were allotted table no. for presenting their models and gave answers asked by faculty present in Anatomy department
 - Students were given table for presenting and mounting their models and time was allotted to presenting their idea about model making
 - Students were asked about general question like what was the basic knowledge they acquired during model making, what are the material used, what is methodology behind the model making etc.

EVIDENCE OF SUCCESS

- Improved confidence and presentation skill of students
- Improve better learning approach to the difficult topics
- Decreased fear of interaction between student-student and student- faculty.
- Manufacturing 2D &3D model generate the newer innovative thoughts for students and improving their psychomotor skill to operate that model in real life situations

DEPARTMENT OF GENERAL ANATOMY**2D/3D MODEL PRESENTATION****LIST OF TOPICS GROUPWISE**

SR.NO	TOPIC NAME	ROLL NUMBERS	SUBMITTED
1	EVOLUTION OF SKULL	23,25,26,28,32,35,81,90	YES
2	TRIANGLES OF NECK	66, 75, 86, 114, 118, 125, 126	YES
3	EVOLUTION OF BRAIN	15, 34, 36, 40, 44, 63, 39	YES
4	CRANIAL NERVES	54, 55, 93, 82, 38, 122, 49	YES
5	INTERIOR OF CRANIUM,NORMA BASALIS	88, 77, 106, 89, 100, 124, 105	YES
6	DISSECTION OF INFRATEMPORAL FOSSA	33, 62, 30, 8, 10, 42, 83	YES
7	DISSECTION OF FACIAL MUSCLES	24, 12, 71, 72, 67, 70, 103	YES
8	BONES OF UPPER LIMB	16, 18, 52, 69, 95, 97, 50, 121	YES [IN CHARTS FORM]
9	NORMA FRONTALIS	58, 02, 01, 05, 41, 60, 120	YES
10	DISSECTION OF MASSETER & TEMPORALIS	14, 56, 61, 99, 59,	YES
11	EVOLUTION OF MAN	22, 78, 94, 79, 80, 107	YES
12	DISSECTION OF SUPERFICIAL VEINS & CUTANEOUS NERVE OF NECK	123, 47, 29, 45, 11, 101, 115	YES
13	DISSECTION OF ORBIT	108, 109, 110	YES
14	BONES OF LOWER LIMBS	31,13, 53, 51	YES [IN CHART FORM]
15	CORONAL SECTION PASSING BEHIND THE NASAL CAVITY	104, 84, 112, 64, 65, 19	YES

TABLE 1: EVOLUTION OF SKULL




TABLE NO.2 TRIANGLES OF NECK




TABLE NO.3 EVOLUTION OF BRAIN




TABLE. NO.4 CRANIAL NERVES




TABLE. NO.5 DISSECTION OF INFRATEMPORAL FOSSA



TABLE:NO: 6: DISSECTION OF FACIAL MUSCLES



TABLE.NO:7 NORMA FRONTALIS

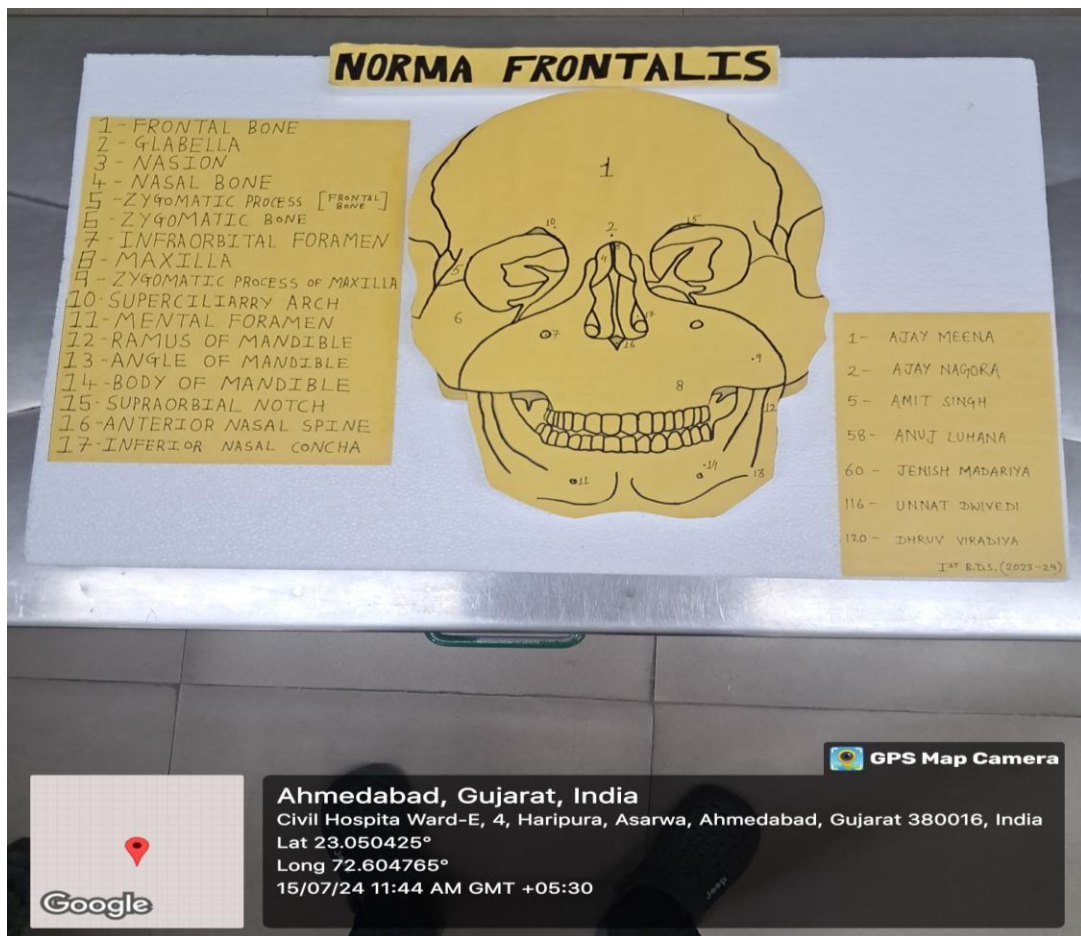


TABLE:NO:10: DISSECTION OF CUTANEOUS NERVES AND VEINS OF NECK

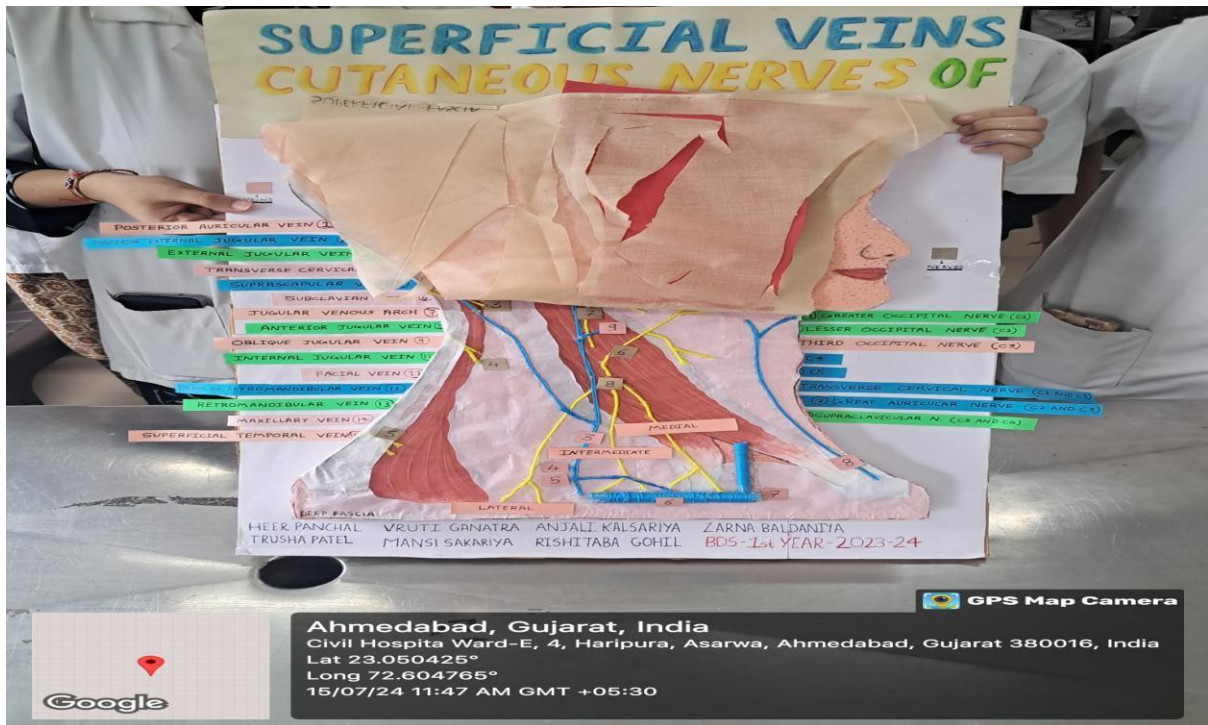


TABLE:NO:11: DISSECTION OF ORBIT



TABLE:NO:12: CORONAL SECTION PASSING BEHIND NASAL CAVITY
[VIVA SESSION]



2D MODEL WALL PAINTING DONE BY GROUP OF STUDENTS
TOPIC NO: 13 : CRANIAL CAVITY & BASALIS



**VIVA MARKS AND REMARKS FROM FACULTY OF ANATOMY ON THE
DAY OF SUBMISSION**

**DEPARTMENT OF GENERAL ANATOMY
2D/3D MODEL PRESENTATION
LIST OF TOPICS**

DATE: 15/7/24

TABLE .NO	TOPIC NAME	VIVA MARKS (10 Marks)	REMARKS
1	EVOLUTION OF SKULL	06	NA
2	TRIANGLES OF NECK	04	NA
3	EVOLUTION OF BRAIN	05	NA
4	CRANIAL NERVES	05.5	NA
5	DISSECTION OF INFRATEMPORAL FOSSA	07	Nice work
6	DISSECTION OF FACIAL MUSCLES	05.5	NA
7	NORMA FRONTALIS	04	NA
8	DISSECTION OF MASSETER & TEMPORALIS	07.5	Good use of Material
9	EVOLUTION OF MAN	06.5	NA
10	DISSECTION OF SUPERFICIAL VEINS & CUTANEOUS NERVE OF NECK	06	NA
11	DISSECTION OF ORBIT	05.5	Good Mounting
12	CORONAL SECTION PASSING BEHIND THE NASAL CAVITY	08	Excellent work
13	CRANAL CAVITY AND NORMA BASALIS	08.5	Not included in
14	BONES OF LOWER LIMBS	02	Models
15	BONES OF UPPER LIMB	02	Models

I/C ^{Histology}
DR. SMITA A PATEL
Assistant professor
Department of General Anatomy
GIDCHA - 380016.

BEST PRACTICES-2

TITLE: CLINICAL SKILL UPLIFTMENT PROGRAMS

1. The Comprehensive clinic
2. Peripheral posting of Interns

OBJECTIVE:

- To bring out the best clinical abilities of students.

CONTEXT:

- To devise comprehensive treatment plan independently.

No. of patients treated in Comprehensive clinic by interns													
YEAR	MONTH												
	JAN	FEB	MAR	APR	MAY	JUNE	JULY	AUG	SEPT	OCT	NOV	DEC	TOTAL
2023	68	88	57	108	67	67	141	90	77	46	55	82	946
2024	82	31	52	80	65	105	96						511

THE PRACTICE:

1. Comprehensive clinic

- GDCHA runs a comprehensive clinic since 2019, wherein 2 interns from OP are posted on a weekly basis, who devise a treatment plan and executes all treatments independently.

2. Peripheral posting of intern students

- Intern students are given compulsory 2 month posting in nearby peripheral areas in govt. medical hospitals having dental department.

EVIDENCE OF SUCCESS:

1. Comprehensive clinic

- Interns treat the patients regularly and perform all procedures, boosting their confidence.

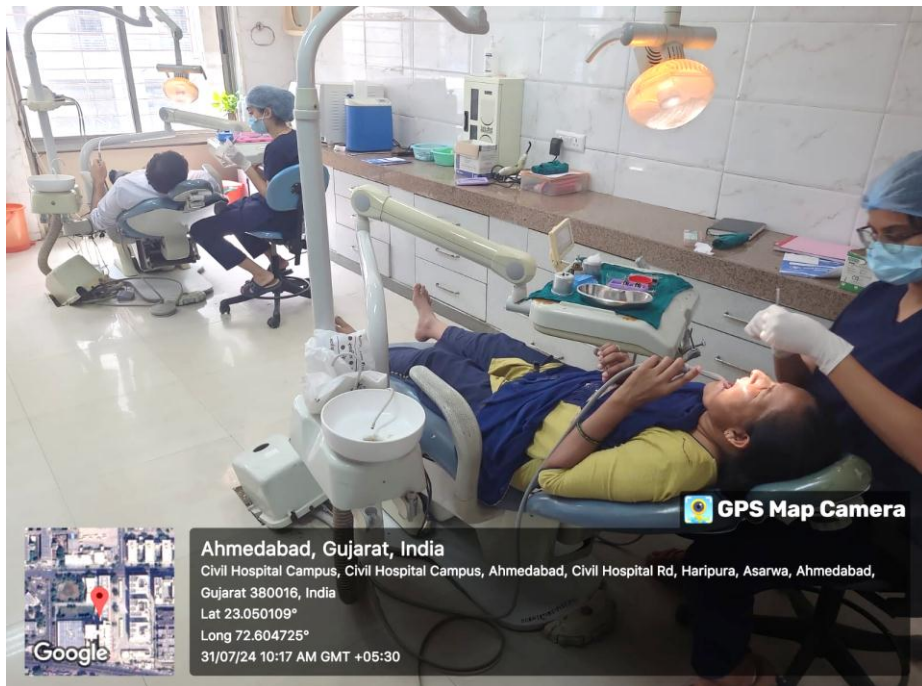
2. Peripheral posting of intern students

These peripheral postings

- Enriches the clinical skills of the interns.
- Helps to understand the prevalence of dental diseases in rural population

BEST PRACTICE-2

CLINICAL SKILL UPLIFTMENT PROGRAMS COMPREHENSIVE CLINIC PHOTOS





No. of patients treated in Comprehensive clinic by interns													
YEAR	MONTH												
	JAN	FEB	MAR	APR	MAY	JUNE	JULY	AUG	SEPT	OCT	NOV	DEC	TOTAL
2023	68	88	57	108	67	67	141	90	77	46	55	82	946
2024	82	31	52	80	65	105	96						511

PERIPHERAL POSTING OF STUDENTS

Photo of muster of allotment of periphery

2023-2024

Government Dental College & Hospital, Ahmedabad					
ONE YEAR COMPULSORY ROTATING INTERNSHIP PROGRAMME FROM 23-10-2023 TO 22-10-2024					
Sr.No	Name of the Students	23/10/2023 to 22/01/2024	23/01/2024 to 22/04/2024	23/04/2024 to 22/07/2024	23/07/2024 to 22/10/2024
1	Priyanka Kohli	PCD /VADODARA	OS/ENDO	ORTHO/PERIO/PEDO	PRPSTHO/OP/OD
2	Dhwani Patel	PCD /VADODARA	OS/ENDO	ORTHO/PERIO/PEDO	PRPSTHO/OP/OD
3	Dhruvi kunjadiya	VADODARA/PCD	OS/ENDO	ORTHO/PERIO/PEDO	PROSTHO/OP/OD
4	Rana jayraj	PROSTHO/OP/OD	OS/ENDO	ORTHO/PERIO/PEDO	PROSTHO/OP/OD
5	Ansh Patel	PROSTHO/OP/OD	OS/ENDO	ORTHO/PERIO/PEDO	GANDHINAGAR/PCD
6	Yesha vadaliya	PROSTHO/OP/OD	OS/ENDO	ORTHO/PERIO/PEDO	GANDHINAGAR/PCD
7	Kalpesh suthar	PROSTHO/OP/OD	OS/ENDO	GANDHINAGAR/PCD	ORTHO/PERIO/PEDO
8	Shreya pandianchery	PROSTHO /OP/OD	VADODARA/PCD	ORTHO/PERIO/PEDO	OS/ENDO
9	Vennela giggliya	PROSTHO /OP/OD	SURAT/PCD	ORTHO/PERIO/PEDO	OS/ENDO
10	bhasha popat	PROSTHO /OP/OD	ENDO/OS	VADODARA/PCD	PERIO/PEDO/ORTHO
11	keval dhol	PROSTHO/OP/OD	OS/ENDO	PERIO/PEDO/ORTHO	GANDHINAGAR/PCD
12	Khyati panchal	PROSTHO/OP/OD	OS/ENDO	VADODARA/PCD	ORTHO/PERIO/PEDO
13	Preya Shah	PROSTHO/OP/OD	OS/ENDO	PERIO/PEDO/ORTHO	GANDHINAGAR/PCD
14	Sakshi mall	PROSTHO/OP/OD	OS/ENDO	VADODARA/PCD	PERIO/PEDO/ORTHO
15	aayush parikh	VADODARA/PCD	OS/ENDO	PERIO/PEDO/ORTHO	PRPSTHO/OP/OD
16	Kruti shah	PROSTHO /OP/OD	OS/ENDO	PERIO/PEDO/ORTHO	VADODARA/PCD
17	srushti shah	PROSTHO/OP/OD	ENDO/OS	VADODARA/PCD	PERIO/PEDO/ORTHO
18	Om panchal	PROSTHO/OP/OD	OS/ENDO	PERIO/PEDO/ORTHO	GANDHINAGAR/PCD
19	Isha bakarania	PROSTHO/OP/OD	VADODARA/PCD	PERIO/PEDO/ORTHO	PROSTHO/OP/OD
20	Pall Desai	OD/PROSTHO/OP	SURAT/PCD	PERIO/PEDO/ORTHO	OS/ENDO
21	Shreya Panchal	PROSTHO/OP/OD	VADODARA/PCD	PEDO/ORTHO/PERIO	OS/ENDO
22	Riddhi ramani	VADODARA/PCD	ENDO/OS	PEDO/ORTHO/PERIO	OD/PROSTHO/OP
23	Vidhi prajapti	OD/PROSTHO/OP	VALSAD/PCD	PEDO/ORTHO/PERIO	ENDO/OS
24	Patel Kruti	PROSTHO/OP/OD	ENDO/OS	VADODARA/PCD	PEDO/ORTHO/PERIO
25	Nisha rajan	PROSTHO /OP/OD	ENDO/OS	SURAT/PCD	ORTHO/PERIO/PEDO
26	Twinkle aswani	GANDHINAGAR/PCD	ENDO/OS	PEDO/ORTHO/PERIO	OD/PROSTHO/OP
27	Charvi dhandhukia	GANDHINAGAR/PCD	ENDO/OS	PEDO/ORTHO/PERIO	OD/PROSTHO/OP
28	Khushi Rathod	GANDHINAGAR/PCD	ENDO/OS	PEDO/ORTHO/PERIO	OD/PROSTHO/OP
29	varsha majirana	PROSTHO/OP/OD	VADODARA/PCD	PEDO/ORTHO/PERIO	ENDO/OS
30	barkha prasad	PROSTHO/OP/OD	VADODARA/PCD	PEDO/ORTHO/PERIO	ENDO/OS




Sr.No	Name of the Students	23/10/2023 TO 22/01/2024	23/01/2024 TO 22/04/2024	23/04/2024 TO 22/07/2024	23/07/2024 TO 22/10/2024
31	Jumin Goyani	OS/ENDO	ORTHO/PERIO/PEDO	PROSTHO/OP/OD	SURAT/PCD
32	Rutu shah	OS/ENDO	ORTHO/PERIO/PEDO	VADODARA/PCD	PROSTHO/OP/OD
33	Aranya Kumar	OS/ENDO	ORTHO/PERIO/PEDO	VALSAD/PCD	PROSTHO/OP/OD
34	Darshi shah	OS/ENDO	ORTHO/PERIO/PEDO	VALSAD/PCD	PROSTHO/OP/OD
35	Sangeeta jat	OS/ENDO	ORTHO/PERIO/PEDO	VALSAD/PCD	PROSTHO/OP/OD
36	D.Shalini	OS/ENDO	ORTHO/PERIO/PEDO	GANDHINAGAR/PCD	PROSTHO/OP/OD
37	Mahi PATEL	OS/ENDO	ORTHO/PERIO/PEDO	PROSTHO/OP/OD	NAVSARI/PCD
38	Uttam talvaiya	OS/ENDO	PERIO/PEDO/ORTHO	PROSTHO/OP/OD	SURAT/PCD
39	Shlok rana	OS/ENDO	PERIO/PEDO/ORTHO	PROSTHO/OP/OD	VADODARA/PCD
40	Raj patel	OS/ENDO	PERIO/PEDO/ORTHO	PROSTHO/OP/OD	GANDHINAGAR/PCD
41	Idisha balani	ENDO/OS	GANDHINAGAR/PCD	PROSTHO/OP/OD	ORTHO/PERIO/PEDO
42	Smit patel	ENDO/OS	GANDHINAGAR/PCD	PROSTHO/OP/OD	PERIO/PEDO/ORTHO
43	Pall Sheth	ENDO/OS	GANDHINAGAR/PCD	PROSTHO/OP/OD	ORTHO/PERIO/PEDO
44	rajivi patel	GANDHINAGAR/PCD	PERIO/PEDO/ORTHO	PROSTHO/OP/OD	ENDO/OS
45	Hemangi hirapara	ENDO/OS	GANDHINAGAR/PCD	OD/PROSTHO/OP	PERIO/PEDO/ORTHO
46	Drashti vyas	PCD/SAVARKUNDLA	PERIO/PEDO/ORTHO	OD/PROSTHO/OP	OS/ENDO
47	Anshu singh	GANDHINAGAR/PCD	PERIO/PEDO/ORTHO	OD/PROSTHO/OP	OS/ENDO
48	Surbhi trivedi	GANDHINAGAR/PCD	PERIO/PEDO/ORTHO	OD/PROSTHO/OP	OS/ENDO
49	aayushi sojitra	ENDO/OS	GANDHINAGAR/PCD	PROSTHO/OP/OD	ORTHO/PERIO/PEDO
50	muskan rana	ENDO/OS	VADODARA/PCD	OD/PROSTHO/OP	PEDO/ORTHO/PERIO
51	yash satani	ENDO/OS	PEDO/ORTHO/PERIO	OD/PROSTHO/OP	SURAT/PCD
52	Labdhi shah	PCD/GANDHINAGAR	PEDO/ORTHO/PERIO	OD/PROSTHO/OP	OS/ENDO
53	harsh gupta	PCD/GANDHINAGAR	PEDO/ORTHO/PERIO	OD/PROSTHO/OP	OS/ENDO
54	om shah	ENDO/OS	PEDO/ORTHO/PERIO	OD/PROSTHO/OP	SURAT/PCD
55	Jeel domadia	ENDO/OS	PEDO/ORTHO/PERIO	PROSTHO/OP/OD	SURAT/PCD
56	Avni ghataliya	ENDO/OS	PEDO/ORTHO/PERIO	GANDHINAGAR/PCD	PROSTHO/OP/OD
57	Nidhi lad	PCD/VADODARA	PEDO/ORTHO/PERIO	PROSTHO/OP/OD	OS/ENDO
58	Srushti mori	PCD/GANDHINAGAR	PEDO/ORTHO/PERIO	OD/PROSTHO/OP	OS/ENDO
59	Yatri gadani	ENDO/OS	PEDO/ORTHO/PERIO	VADODARA/PCD	PROSTHO/OP/OD
60	Nikesh kumar	ENDO/OS	GANDHINAGAR/PCD	OD/PROSTHO/OP	ORTHO/PERIO/PEDO



Sr.No	Name of the Students	23/10/2023 TO 22/01/2024	23/01/2024 TO 22/04/2024	23/04/2024 TO 22/07/2024	23/07/2024 TO 22/10/2024
61	Nishit Modi	ORTHO/PERIO/PEDO	SURAT/PCD	ENDO/OS	PROSTHO/OP/OD
62	Bhautik baldaniya	ORTHO/PERIO/PEDO	SURAT/PCD	ENDO/OS	PROSTHO/OP/OD
63	Priyanka Gohil	ORTHO/PERIO/PEDO	RAJKOT/PCD	ENDO/OS	PROSTHO/OP/OD
64	Jaydip nakum	ORTHO/PERIO/PEDO	SURAT/PCD	ENDO/OS	PROSTHO/OP/OD
65	Monika raval	ORTHO/PERIO/PEDO	GANDHINAGAR/PCD	ENDO/OS	PROSTHO/OP/OD
66	kajal parmaar	ORTHO/PERIO/PEDO	GANDHINAGAR/PCD	ENDO/OS	PROSTHO/OP/OD
67	Anand desai	ORTHO/PERIO/PEDO	GANDHINAGAR/PCD	ENDO/OS	PROSTHO/OP/OD
68	zehra boriwala	PEDO/PERIO/ORTHO	PROSTHO/OP/OD	ENDO/OS	VADODARA/PCD
69	Shreya dhanani	PEDO/PERIO/ORTHO	PROSTHO/OP/OD	OS/ENDO	SURAT/PCD
70	Tailor Diya	PEDO/PERIO/ORTHO	PROSTHO/OP/OD	OS/ENDO	VADODARA/PCD
71	Rutu Goswami	PEDO/PERIO/ORTHO	PROSTHO/OP/OD	OS/ENDO	VADODARA/PCD
72	Sadiya gajiyavala	PEDO/PERIO/ORTHO	PROSTHO/OP/OD	OS/ENDO	VADODARA/PCD
73	Krishita prajapati	PEDO/PERIO/ORTHO	PROSTHO/OP/OD	OS/ENDO	VADODARA/PCD
74	Vruti patel	PEDO/PERIO/ORTHO	PROSTHO/OP/OD	OS/ENDO	VALSAD/PCD
75	Bhumi parmaar	PERIO/PEDO/ORTHO	PROSTHO/OP/OD	VADODARA/PCD	OS/ENDO
76	Apurva vaishnav	PCD/GANDHINAGAR	PROSTHO/OP/OD	OS/ENDO	ORTHO/PERIO/OD
77	radhekrishna modi	PERIO/PEDO/ORTHO	PROSTHO/OP/OD	VADODARA/PCD	OS/ENDO
78	Love Roy	PERIO/PEDO/ORTHO	PROSTHO/OP/OD	VADODARA/PCD	OS/ENDO
79	Vaidehi parmaar	PCD/GANDHINAGAR	PROSTHO/OP/OD	ENDO/OS	ORTHO/PERIO/OD
80	Aalay chaudhari	PERIO/PEDO/ORTHO	PROSTHO/OP/OD	VADODARA/PCD	ENDO/OS
81	maulika jadav	PERIO/PEDO/ORTHO	PROSTHO/OP/OD	VADODARA/PCD	ENDO/OS
82	Tanveeka mehta	VADODARA/PCD	OD/PROSTHO/OP	OS/ENDO	ORTHO/PERIO/OD
83	Priyank vasava	PERIO/PEDO/ORTHO	OD/PROSTHO/OP	VADODARA/PCD	OS/ENDO
84	Sejal katara	PCD/VADODARA	OD/PROSTHO/OP	ENDO/OS	ORTHO/PERIO/OD
85	Paavan gamit	PERIO/PEDO/ORTHO	OD/PROSTHO/OP	VADODARA/PCD	OS/ENDO
86	Devika chaudhari	VADODARA/PCD	OD/PROSTHO/OP	ENDO/OS	ORTHO/PERIO/OD
87	Raveena rani	VADODARA/PCD	OD/PROSTHO/OP	ENDO/OS	ORTHO/PERIO/OD
88	Mahima jain	PERIO/PEDO/ORTHO	GANDHINAGAR/PCD	ENDO/OS	PROSTHO/OP/OD
89	Bhavna bhojawani	VADODARA/PCD	OD/PROSTHO/OP	ENDO/OS	ORTHO/PERIO/OD

- Duration of Term: 1. Oral Surgery, Conservative dentistry, periphery, Prosthodontia, Public health dentistry Each has 1.5 month
2. Oral medicine & Radiology, Orthodontia, Pedodontia, Periodontology, Each has 1 month
3. Oral Pathology has 15 Days.


Dean
Government Dental College & Hospital,
Ahmedabad

No. DCH/SS/2023
Office of the Dean
Govt. Dental College & Hospital, Ahmedabad
Date: 21/10/2023

- Copy To : 1. All the HOD, Concern Department, Government Dental College & Hospital, Ahmedabad
2. Medical /Civil Superintendent /Medical officer of concern peripheri center

